

19 200m Backstroke Men Final

Official


13 Years New Zealand Short **2:06.33**
 13NZRCourse Record
 2022-10-22

Ariel Muchirahond..
 ROTBP


14 Years New Zealand Short **2:00.71**
 14NZRCourse Record
 2009-09-28

Corey Main
 HPKCO

Open New Zealand Short **1:51.91**
 NZRCourse Record
 2020-10-10  Auckland

Andrew Jeffcoat
 PUKCO

18 Years New Zealand Short **1:54.61**
 18NZRCourse Record
 2022-08-25  Auckland

Sam Brown
 Capital Swim ..

Show more











 Qualified

 Summary

1 C Final

heat Started at: 05:40 PM

Official

Lane	Competitor	Age	Club	RT	FINA	Rank	Result
0	 Alfie Weath...	15	 Kiwi ...	+0.45		6	2:08.24
	25m: 14.34		50m: 29.80 (15.46)				
	75m: 45.67 (15.87)		100m: 1:02.18 (16.51)				
	125m: 1:18.78 (16.60)		150m: 1:35.59 (16.81)				
	175m: 1:52.09 (16.50)		200m: 2:08.24 (16.15)				
1	 Callum Loc...	18	 Vikin...	+0.60		2	2:05.27
	25m: 14.01		50m: 29.11 (15.10)				
	75m: 44.61 (15.50)		100m: 1:00.87 (16.26)				
	125m: 1:17.04 (16.17)		150m: 1:33.53 (16.49)				
	175m: 1:49.75 (16.22)		200m: 2:05.27 (15.52)				
2	 Rohutu Tea...	14	Tahiti	+0.61		7	2:08.77
	25m: 13.55		50m: 28.46 (14.91)				
	75m: 44.12 (15.66)		100m: 1:00.57 (16.45)				
	125m: 1:17.24 (16.67)		150m: 1:34.48 (17.24)				
	175m: 1:52.08 (17.60)		200m: 2:08.77 (16.69)				
3	 Mitchell Hic...	18	ACU ...	+0.60		3	2:05.89
	25m: 14.18		50m: 28.84 (14.66)				
	75m: 44.29 (15.45)		100m: 1:00.34 (16.05)				
	125m: 1:16.76 (16.42)		150m: 1:33.37 (16.61)				
	175m: 1:49.97 (16.60)		200m: 2:05.89 (15.92)				
4	 Ethan Buch...	17	 Pirat...	+0.65		1	2:03.84
	25m: 13.09		50m: 27.71 (14.62)				
	75m: 43.39 (15.68)		100m: 59.46 (16.07)				
	125m: 1:15.73 (16.27)		150m: 1:31.87 (16.14)				
	175m: 1:48.20 (16.33)		200m: 2:03.84 (15.64)				
5	 Oscar Bower	16	 TBS...	+0.63		4	2:06.68
	25m: 13.93		50m: 29.05 (15.12)				
	75m: 44.73 (15.68)		100m: 1:01.04 (16.31)				

125m: 1:17.49 (16.45) 150m: 1:33.95 (16.46)
175m: 1:50.58 (16.63) 200m: 2:06.68 (16.10)

6  Tyson Lynch 15  Vikin... +0.58 DSQ

7  Ethan Stocks 15 Rosk... +0.59 9 2:15.79

25m: 14.76 50m: 31.06 (16.30)
75m: 47.70 (16.64) 100m: 1:05.45 (17.75)
125m: 1:23.42 (17.97) 150m: 1:41.12 (17.70)
175m: 1:58.90 (17.78) 200m: 2:15.79 (16.89)

8  Yeenok Zh... 15  Phoe... +0.59 8 2:09.19

25m: 14.15 50m: 29.69 (15.54)
75m: 45.79 (16.10) 100m: 1:02.49 (16.70)
125m: 1:18.75 (16.26) 150m: 1:35.91 (17.16)
175m: 1:52.43 (16.52) 200m: 2:09.19 (16.76)

9  Hans Haufe 15 Nort... +0.64 5 2:06.72

25m: 14.11 50m: 29.73 (15.62)
75m: 45.79 (16.06) 100m: 1:01.89 (16.10)
125m: 1:18.19 (16.30) 150m: 1:34.89 (16.70)
175m: 1:51.48 (16.59) 200m: 2:06.72 (15.24)

2 B Final

heat Started at: 05:44 PM

Official

Lane Competitor Age Club RT FINA Rank Result

0  Ollie Lutton 18  Jasi ... +0.66 9 2:07.36

25m: 13.93 50m: 28.52 (14.59)
75m: 43.96 (15.44) 100m: 1:00.11 (16.15)
125m: 1:16.78 (16.67) 150m: 1:33.75 (16.97)
175m: 1:50.13 (16.38) 200m: 2:07.36 (17.23)

1  Brandon H... 16  Phoe... +0.56 7 2:06.36

25m: 14.08 50m: 29.93 (15.85)
75m: 45.75 (15.82) 100m: 1:02.23 (16.48)
125m: 1:18.29 (16.06) 150m: 1:34.58 (16.29)
175m: 1:50.67 (16.09) 200m: 2:06.36 (15.69)

2  Daniel Shil... 17 Tasm... +0.66 1 2:01.95

25m: 13.57 50m: 28.42 (14.85)
75m: 43.84 (15.42) 100m: 59.42 (15.58)
125m: 1:14.89 (15.47) 150m: 1:30.60 (15.71)
175m: 1:46.49 (15.89) 200m: 2:01.95 (15.46)

3  Daniel Willi... 17  Swi... +0.55 2 2:03.35

25m: 14.04 50m: 29.52 (15.48)
75m: 45.32 (15.80) 100m: 1:01.39 (16.07)
125m: 1:17.24 (15.85) 150m: 1:33.12 (15.88)
175m: 1:48.52 (15.40) 200m: 2:03.35 (14.83)

4  Ethan Mac... 16  Hamil... +0.67 4 2:04.72

25m: 14.30 50m: 29.53 (15.23)
75m: 45.20 (15.67) 100m: 1:00.88 (15.68)
125m: 1:16.95 (16.07) 150m: 1:32.97 (16.02)
175m: 1:49.25 (16.28) 200m: 2:04.72 (15.47)

5  Hamish Gid... 15  Jasi ... +0.67 9 2:06.42

25m: 14.73 50m: 30.14 (15.41)
 75m: 46.05 (15.91) 100m: 1:02.09 (16.04)
 125m: 1:18.14 (16.05) 150m: 1:34.39 (16.25)
 175m: 1:50.56 (16.17) 200m: 2:06.42 (15.86)

6  James Cro... 17  Unite... +0.63 3 2:04.23

25m: 13.70 50m: 28.61 (14.91)
 75m: 44.01 (15.40) 100m: 59.93 (15.92)
 125m: 1:15.87 (15.94) 150m: 1:32.12 (16.25)
 175m: 1:48.53 (16.41) 200m: 2:04.23 (15.70)

7  Josh Carroll 17  Kiwi ... +0.66 5 2:04.89

25m: 13.99 50m: 29.19 (15.20)
 75m: 44.99 (15.80) 100m: 1:01.08 (16.09)
 125m: 1:16.93 (15.85) 150m: 1:33.02 (16.09)
 175m: 1:49.04 (16.02) 200m: 2:04.89 (15.85)

8  Max Cave 15  Aqua... +0.69 6 2:06.32

25m: 13.85 50m: 28.93 (15.08)
 75m: 44.51 (15.58) 100m: 1:00.68 (16.17)
 125m: 1:16.94 (16.26) 150m: 1:33.85 (16.91)
 175m: 1:50.52 (16.67) 200m: 2:06.32 (15.80)

9  John Quirk 20  Nort... +0.67 10 2:10.75



25m: 13.67 50m: 28.05 (14.38)
 75m: 43.43 (15.38) 100m: 59.52 (16.09)
 125m: 1:16.71 (17.19) 150m: 1:34.53 (17.82)
 175m: 1:53.10 (18.57) 200m: 2:10.75 (17.65)

3 A Final

Official

heat Started at: 05:49 PM (+ 1 min)

Lane	Competitor	Age	Club	RT	FINA	Rank	Result
------	------------	-----	------	----	------	------	--------

0  Samuel Po... 20  Nort... +0.69 6 2:00.14



25m: 13.32 50m: 27.45 (14.13)
 75m: 42.10 (14.65) 100m: 57.59 (15.49)
 125m: 1:13.30 (15.71) 150m: 1:29.44 (16.14)
 175m: 1:45.00 (15.56) 200m: 2:00.14 (15.14)

1  Joseph Kor... 17  Muri... +0.63 10 2:05.36

25m: 13.54 50m: 28.39 (14.85)
 75m: 43.50 (15.11) 100m: 58.74 (15.24)
 125m: 1:14.37 (15.63) 150m: 1:31.27 (16.90)
 175m: 1:48.49 (17.22) 200m: 2:05.36 (16.87)

2  Alex Esposito 19  Nga ... +0.56 5 1:59.36

25m: 13.09 50m: 27.43 (14.34)
 75m: 42.38 (14.95) 100m: 57.56 (15.18)
 125m: 1:12.96 (15.40) 150m: 1:28.45 (15.49)
 175m: 1:44.28 (15.83) 200m: 1:59.36 (15.08)

3  Cooper Mo... 19  Nort... +0.58 4 1:59.35

25m: 12.77 50m: 27.01 (14.24)
 75m: 42.08 (15.07) 100m: 57.57 (15.49)
 125m: 1:13.56 (15.99) 150m: 1:29.61 (16.05)
 175m: 1:44.92 (15.31) 200m: 1:59.35 (14.43)

4  Kane Follows 26  Nept... +0.66 1 1:52.74

25m: 12.69 50m: 26.74 (14.05)
75m: 40.91 (14.17) 100m: 55.00 (14.09)
125m: 1:09.19 (14.19) 150m: 1:23.48 (14.29)
175m: 1:38.23 (14.75) 200m: 1:52.74 (14.51)

5  Lochlan Mc... 20  Vikin... +0.59 3 1:56.63

25m: 12.97 50m: 27.35 (14.38)
75m: 42.53 (15.18) 100m: 57.57 (15.04)
125m: 1:12.66 (15.09) 150m: 1:27.30 (14.64)
175m: 1:42.15 (14.85) 200m: 1:56.63 (14.48)

6  Sam Brown 19  Coas... +0.59 2 1:56.34


25m: 12.97 50m: 27.18 (14.21)
75m: 41.58 (14.40) 100m: 56.38 (14.80)
125m: 1:11.21 (14.83) 150m: 1:26.48 (15.27)
175m: 1:41.76 (15.28) 200m: 1:56.34 (14.58)

7  Angus Blair 17  Com... +0.60 7 2:01.52

25m: 13.81 50m: 28.82 (15.01)
75m: 44.41 (15.59) 100m: 59.90 (15.49)
125m: 1:15.33 (15.43) 150m: 1:30.84 (15.51)
175m: 1:46.39 (15.55) 200m: 2:01.52 (15.13)

8  Ryan Peck 17  Unite... +0.71 9 2:04.84

25m: 13.31 50m: 27.51 (14.20)
75m: 42.61 (15.10) 100m: 58.16 (15.55)
125m: 1:14.16 (16.00) 150m: 1:30.70 (16.54)
175m: 1:47.76 (17.06) 200m: 2:04.84 (17.08)

9  Sylas Philli... 17 ACU ... +0.51 8 2:01.80

25m: 13.93 50m: 28.85 (14.92)
75m: 44.21 (15.36) 100m: 59.78 (15.57)
125m: 1:15.31 (15.53) 150m: 1:31.03 (15.72)
175m: 1:46.75 (15.72) 200m: 2:01.80 (15.05)